








CATEGORISATION ¹	DESCRIPTION ¹	TREATMENT	INCONTINENCE-ASSOCIATED DERMATITIS*	INTERTRIGO**	PERIWOUND DERMATITIS***	PERISTOMAL DERMATITIS	OTHER CAUSES OF MASD
MILD SKIN DAMAGE	<ul style="list-style-type: none"> Erythema (redness) of skin only Dry and intact but irritated and at risk of breakdown 	Apply barrier cream every third wash/twice a day		Barrier cream not indicated for use	Barrier cream not indicated for use	Barrier cream not indicated for use	Skin Care Use pH balanced cleanser or emollient Pat dry
MODERATE SKIN DAMAGE	<ul style="list-style-type: none"> Erythema with less than 50% damaged skin Oozing and/or bleeding may be present 	Apply barrier film once a day					<ul style="list-style-type: none"> Tracheostomy PEG sites Vascular Access sites Hypersalivation
SEVERE SKIN DAMAGE	<ul style="list-style-type: none"> Erythema with more than 50% damaged skin Oozing and/or bleeding usually present 	Use pH balanced skin cleanser to cleanse, pat dry and apply barrier ointment at every cleanse		 †If using anti-fungal cream for infected area, wait for cream to dry and apply barrier ointment	NOT INDICATED FOR USE Exclude wound infection If a limb, support and elevate	NOT INDICATED FOR USE	Infection Barrier products are not indicated if infection is present Except for Intertrigo[‡] Treat infection as per guidance before commencing use of barrier product